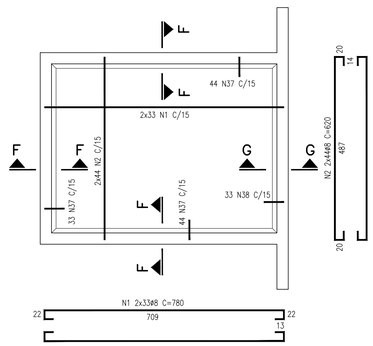

LAJE DE FUNDO
ESCALA: 1:50

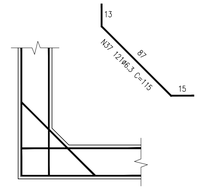

CORTE F–F (3x)
ESCALA: 1:25

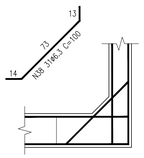

CORTE G–G
ESCALA: 1:25

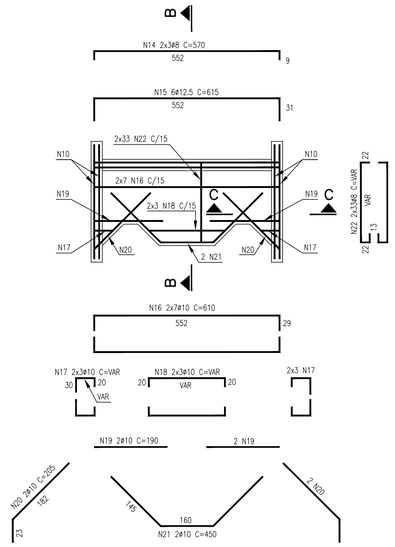

PAR.4
ESCALA: 1:50

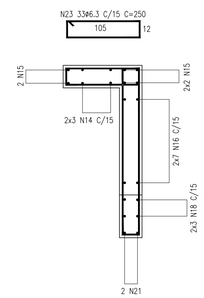

CORTE B–B
ESCALA: 1:50

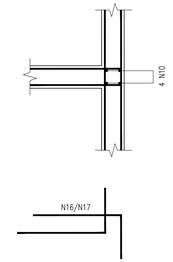

CORTE C–C
ESCALA: 1:50

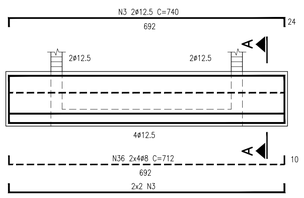

PAR.5
ESCALA: 1:50

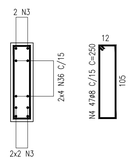

CORTE A–A
ESCALA: 1:25

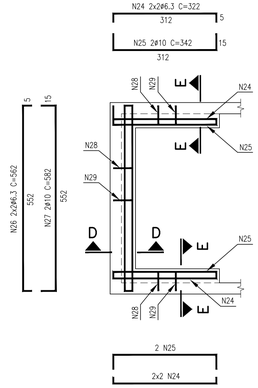

LAJE SUPERIOR
ESCALA: 1:50

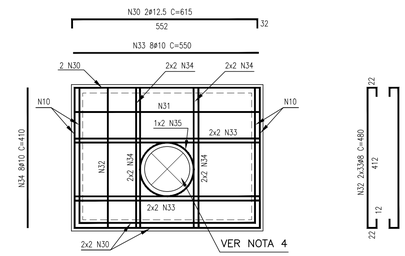

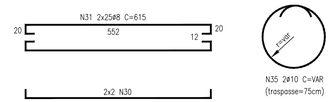

PAR.3
ESCALA: 1:50

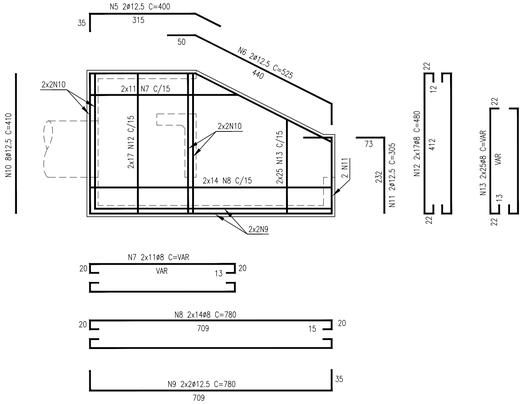

PAR.1=PAR.2 (2x)
ESCALA: 1:50

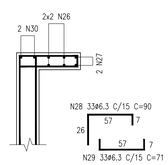

CORTE D–D
ESCALA: 1:25

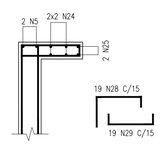

CORTE E–E (2x)
ESCALA: 1:25

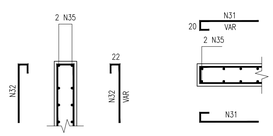

DET.P/ ADAPTAR N31 E N32
ESCALA: 1:25

TABELA DE FERROS

POSIÇÃO Nº	BITOLA mm	QUANT. Unidade	UNITÁRIO cm	TOTAL cm
1	8,0	66	780	51480
2	8,0	88	620	54560
3	12,5	6	740	4440
4	8,0	47	250	11750
5	12,5	4	400	1600
6	12,5	4	525	2100
7	8,0	44	VAR.	22400
8	8,0	56	780	43680
9	12,5	8	780	6240
10	12,5	16	410	6560
11	12,5	4	305	1220
12	8,0	68	480	32640
13	8,0	100	VAR.	34000
14	8,0	6	570	3420
15	12,5	6	615	3690
16	10,0	14	610	8540
17	10,0	12	VAR.	1200
18	10,0	6	VAR.	1500
19	10,0	4	190	760
20	10,0	4	205	820
21	10,0	2	430	900
22	8,0	66	VAR.	14500
23	6,3	33	250	8250
24	6,3	8	322	2576
25	10,0	4	342	1368
26	6,3	4	562	2248
27	10,0	2	582	1164
28	6,3	71	90	6390
29	6,3	71	71	5041
30	12,5	6	615	3690
31	8,0	50	615	30750
32	8,0	66	480	31680
33	10,0	8	550	4400
34	10,0	8	410	3280
35	10,0	2	VAR.	1200
36	8,0	8	712	5696
37	6,3	121	115	13915
38	6,3	31	100	3100

RESUMO

AÇO	BITOLA mm	COMPRIMENTO m	PESO kg + 10%
CA–50	6,3	415,20	111,90
	8,0	3365,56	1462,34
	10,0	251,32	170,57
	12,5	295,40	312,92
T O T A L (kg)			2057,72

NOTAS:

1 – MEDIDAS EM CENTÍMETROS, BITOLAS EM MILÍMETROS EXCETO ONDE INDICADO.

2 – COBRIMENTO DA ARMADURA 4cm.

3 – DOBRAMENTO DAS BARRAS DE ACORDO COM A NBR–6118.

4 – CORTAR E ADAPTAR A ARMADURA NA REGIÃO DO FURO.

5 – CONCRETO ESTRUTURAL – CLASSE C25 (fck > 25MPa)
COM USO DE CIMENTO CP:III–RS.

6 – CONSUMO MÍNIMO DE CIMENTO = 300kg/m3

7 – CONCRETO MAGRO – CLASSE C15 (fck > 15MPa)

Governo do Distrito Federal
Secretaria de Estado de Obras e Infraestrutura

A&T Arquitetura Engenharia e Transportes Ltda.

Volar Engenharia

RT: FRANKS FONSECA
CREA–204751/D–TO

RT: PAULO CAVALCANTI DE ALBUQUERQUE
CAU–A80095–3

PROJETO EXECUTIVO DE DRENAGEM

INF 009/18

SOL NASCENTE/PÔR DO SOL – RA XXXII – RA-SOL
SOL NASCENTE - PÔR DO SOL - 1ª ETAPA - SUB-BACIA 01
DRENAGEM PLUVIAL - PROJETO ESTRUTURAL

DISSIPADOR DE ENERGIA A3 - FORMA E ARMAÇÃO

FOLHA: 1/1	ESCALA: S/ESCALA	DATA: MAIO/2025	Ver MDE–	APROVO:
PROJETO: AeT	CÁLCULO: AeT	REVISÃO:	VISTO:	NOVACAP